


# 100<sup>th</sup> DAY OF SCHOOL PUZZLE

Cut apart the pieces below and assemble them into a 3 x 3 grid so that the puzzle pieces match along each edge.




Puzzle by Sarah Carter | @mathequalslove | mathequalslove.net

Party Image by corpus delicti from Noun Project (CC BY 3.0)  
School Image by Radhika Studio from Noun Project (CC BY 3.0)  
Balloon Image by Vectors Lab from Noun Project (CC BY 3.0)

**M + A + T + H = *love***

# 100<sup>th</sup> DAY OF SCHOOL PUZZLE

Assemble the puzzle pieces on the grid below so the pictures match up along each edge to form pictures related to the 100th day of school.




Puzzle by Sarah Carter | @mathequalslove | [mathequalslove.net](http://mathequalslove.net)

Party Image by corpus delicti from Noun Project (CC BY 3.0)  
School Image by Radhika Studio from Noun Project (CC BY 3.0)  
Balloon Image by Vectors Lab from Noun Project (CC BY 3.0)

**M + A + T + H = *love***

# 100<sup>th</sup> DAY OF SCHOOL PUZZLE

Assemble the puzzle pieces on the grid below so the pictures match up along each edge. One piece has already been placed for you.



Puzzle by Sarah Carter | @mathequalslove | mathequalslove.net


Party Image by corpus delicti from Noun Project (CC BY 3.0)  
School Image by Radhika Studio from Noun Project (CC BY 3.0)  
Balloon Image by Vectors Lab from Noun Project (CC BY 3.0)

**M + A + T + H = *love***



# LARGE PUZZLE PIECES


These extra-large puzzle pieces are great for group work. If you want to save paper or have slightly smaller puzzle pieces, print the large puzzles 2 to a page.






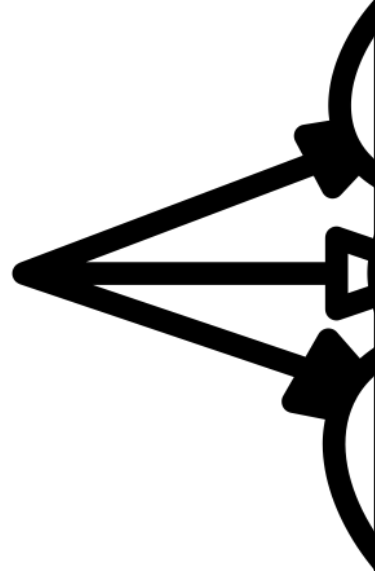
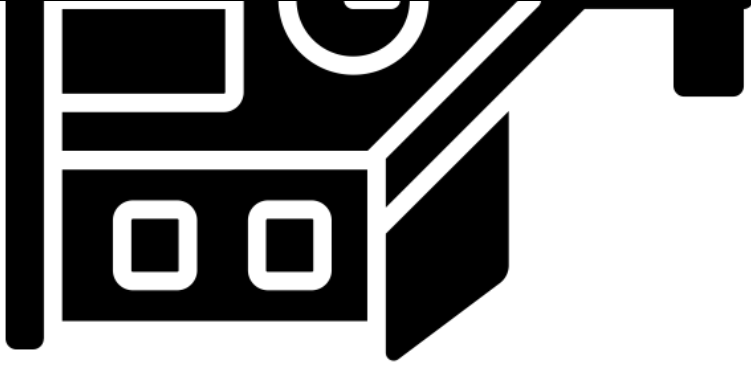
# DAYS OF SCHOOL






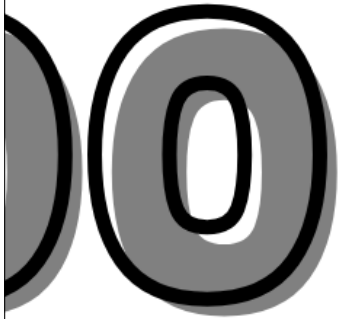
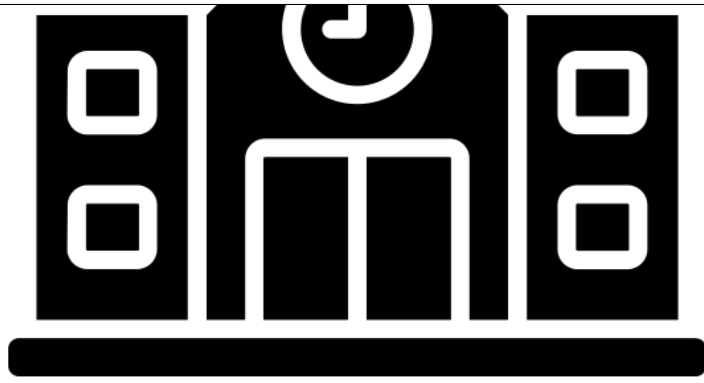
**DAY  
SCH**

**LO**








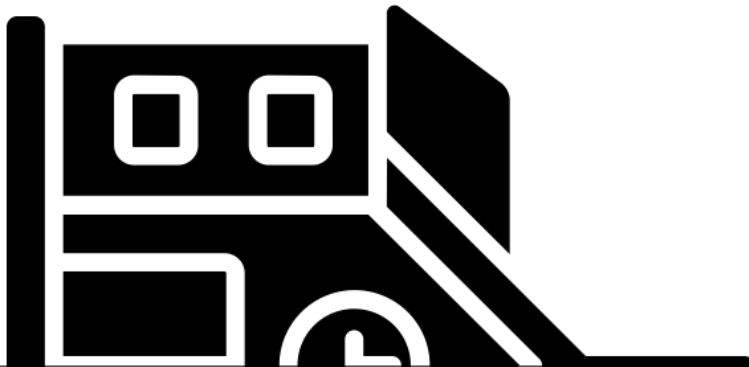






**S OF  
OOL**



COOL



# DAYS OF SCHOOL

