


6-7 SQUARE PUZZLE

Cut apart the pieces below and assemble them into a 3 x 3 grid so that the puzzle pieces match along each edge.




Puzzle by Sarah Carter | @mathequalslove | mathequalslove.net

M + A + T + H = *love*

6-7 SQUARE PUZZLE

Assemble the puzzle pieces on the grid below so the pictures match up along each edge to form images of the numbers 6 and 7.




Puzzle by Sarah Carter | @mathequalslove | mathequalslove.net

M + A + T + H = *love*

6-7 SQUARE PUZZLE

Assemble the puzzle pieces on the grid below so the pictures match up along each edge to form images of the numbers 6 and 7. One piece has already been placed for you.



Puzzle by Sarah Carter | @mathequalslove | mathequalslove.net

M + A + T + H = *love*

LARGE PUZZLE PIECES

These extra-large puzzle pieces are great for group work. If you want to save paper or have slightly smaller puzzle pieces, print the large puzzles pieces 2 to a page.

