

CHRISTMAS TREE HIDOKU PUZZLE

Fill in the missing numbers in the tree-shaped grid so that each number connects to the next number either horizontally, vertically, or diagonally.

EASY PUZZLE 1

				41											
				40	43	42									
				44		21									
						22		19							
				37	46										
				47		17		80							
				35	16	25	81		79						
						26			84	86	88				
				50		14		83		89					
				51	30		13	72		90		102	101		
					52			10		70	103	105	100		
				59	55			9			92	106	99	95	97
58				54			65	66				94	98	96	
							64								
							2	4	6						
							3	1	5						

CHRISTMAS TREE HIDOKU PUZZLE

Fill in the missing numbers in the tree-shaped grid so that each number connects to the next number either horizontally, vertically, or diagonally.

EASY PUZZLE 3

						62												
						64	61											
						60	65											
					106					66								
						101	71	67										
					104			100	72	57								
						96	97	99	73		36							
						94		98	74	54	37	34	35					
						84		91		75		33						
							81		89					32	30			
									88	79		51	49			29		
												50	24		26	41	45	
												20	23		47	46		44
													19	12	21			
														14				
															17		15	

CHRISTMAS TREE HIDOKU PUZZLE

Fill in the missing numbers in the tree-shaped grid so that each number connects to the next number either horizontally, vertically, or diagonally.

EASY PUZZLE 4

					49								
								47					
				52	51	46							
			55			59	45						
				57									
		38		35	34	42	43	61					
			39	40	41	33							
	79		76		74	63				67			
		77		75		88	64			68			
	81	83		96	86			89	69		29		
	82				92		90		1		28		
			100	98		94	17	4		2		25	
106	104	102		15		5		3	20				26
						6							
						13							
						9							

CHRISTMAS TREE HIDOKU PUZZLE

Fill in the missing numbers in the tree-shaped grid so that each number connects to the next number either horizontally, vertically, or diagonally.

MEDIUM PUZZLE 4

					13									
					15	14								
								11						
				1		3	9	8						
					44		41						6	
					46						20			
				48				90		22			25	
					61		87		94	38	26			
				51				86		97			27	29
					59		81				104			28
					53			80		64		100		
				54	56		79		76				101	106
									75					
										69				
										70		68		

CHRISTMAS TREE HIDOKU PUZZLE

Fill in the missing numbers in the tree-shaped grid so that each number connects to the next number either horizontally, vertically, or diagonally.

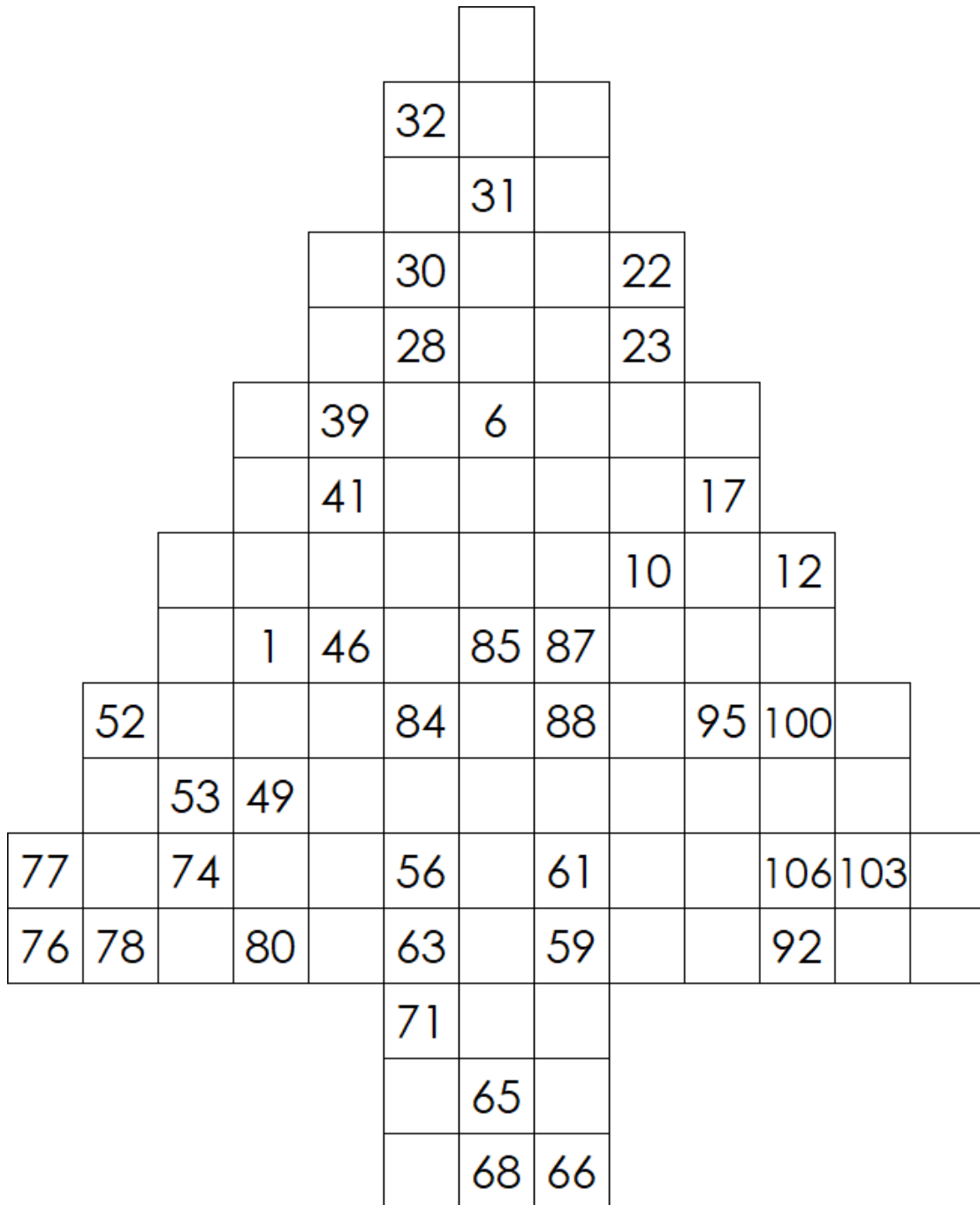
HARD PUZZLE 2

				45	43	42								
							40							
			47							39				
							57							
				35						53	55			
			106	1	59			52						
											63	64		
			3					73			66			
	8			10	12			103		86				
					13			102					69	
19	17	16						101	89					82
				15		25				90				80
						98								
						97	95							

CHRISTMAS TREE HIDOKU PUZZLE

Fill in the missing numbers in the tree-shaped grid so that each number connects to the next number either horizontally, vertically, or diagonally.

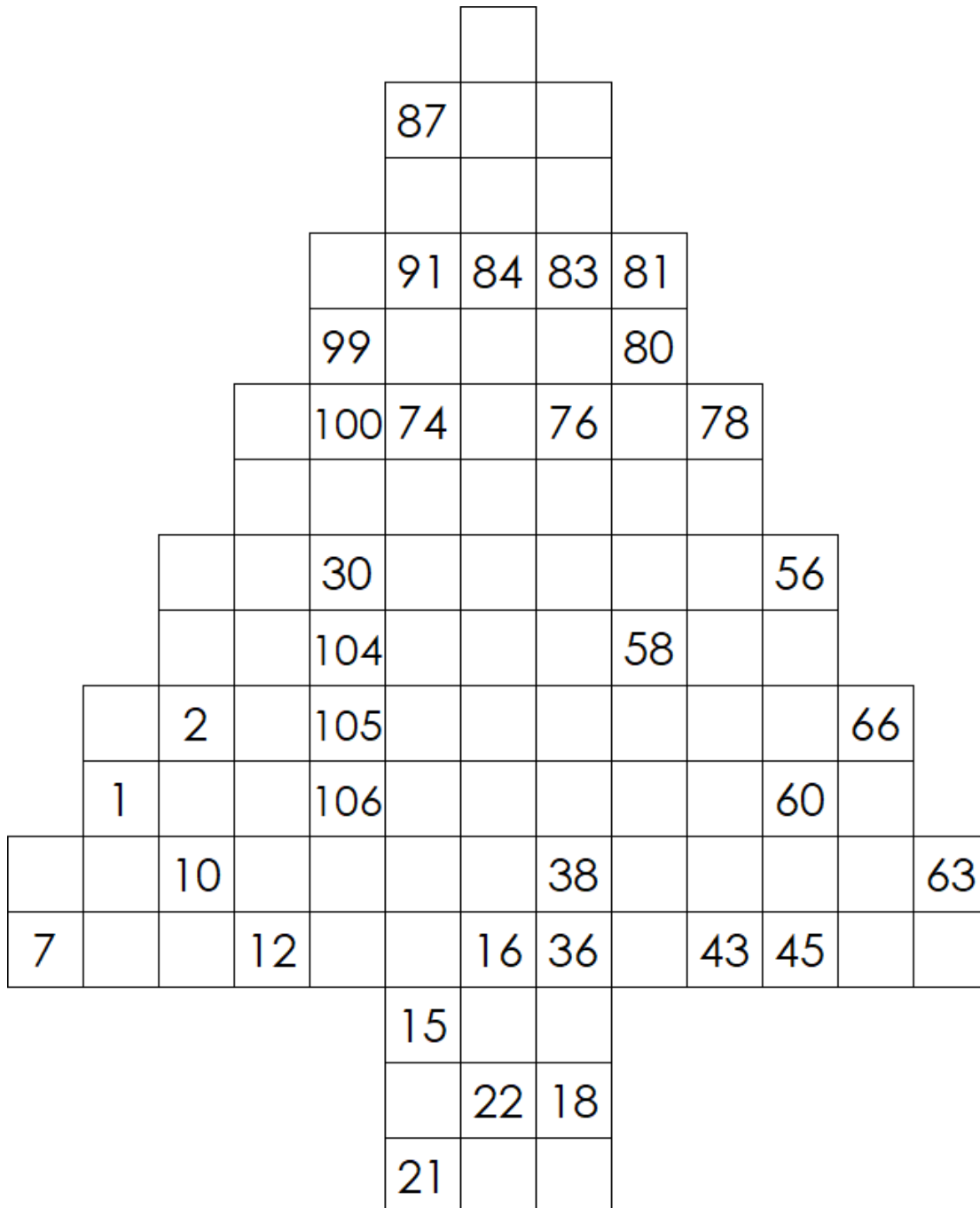
HARD PUZZLE 3



CHRISTMAS TREE HIDOKU PUZZLE

Fill in the missing numbers in the tree-shaped grid so that each number connects to the next number either horizontally, vertically, or diagonally.

HARD PUZZLE 4



CHRISTMAS TREE HIDOKU PUZZLE

Fill in the missing numbers in the tree-shaped grid so that each number connects to the next number either horizontally, vertically, or diagonally.

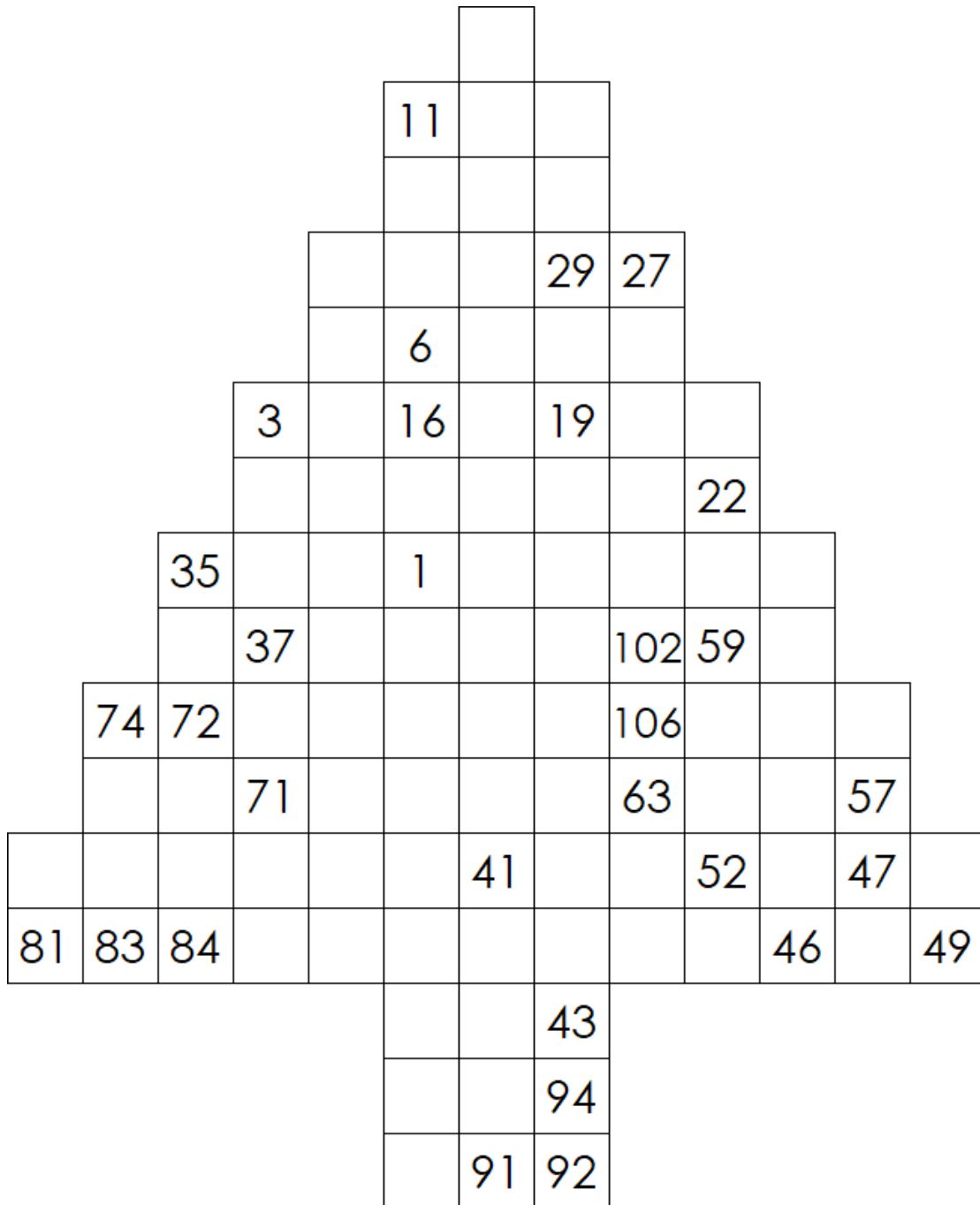
CHALLENGING PUZZLE 2

					29	26				
						19				
					22	20				
		42								
							65			
		44		15				64		
				37	35					
	48		46						87	
55	53					61			93	
			52						92	
							101	100	99	
6	7	8	9	1						106
						80				
								76		

CHRISTMAS TREE HIDOKU PUZZLE

Fill in the missing numbers in the tree-shaped grid so that each number connects to the next number either horizontally, vertically, or diagonally.

CHALLENGING PUZZLE 3



CHRISTMAS TREE HIDOKU PUZZLE

Fill in the missing numbers in the tree-shaped grid so that each number connects to the next number either horizontally, vertically, or diagonally.

CHALLENGING PUZZLE 4

