


# DINOSAUR SQUARE PUZZLE

Cut apart the pieces below and assemble them into a 3 x 3 grid so that the puzzle pieces match along each edge.




Puzzle by Sarah Carter | @mathequalslove | [mathequalslove.net](http://mathequalslove.net)

**M + A + T + H =** *love*

# DINOSAUR SQUARE PUZZLE

Assemble the puzzle pieces on the grid below so the pictures match up along each edge to form images of dinosaurs.




Puzzle by Sarah Carter | @mathequalslove | [mathequalslove.net](http://mathequalslove.net)

**M + A + T + H =** *love*

# DINOSAUR SQUARE PUZZLE

Assemble the puzzle pieces on the grid below so the pictures match up along each edge to form images of dinosaurs. One piece has already been placed for you.





Puzzle by Sarah Carter | @mathequalslove | [mathequalslove.net](http://mathequalslove.net)


**M + A + T + H =** *love*


# LARGE PUZZLE PIECES


These extra-large puzzle pieces are great for group work. If you want to save paper or have slightly smaller puzzle pieces, print the large puzzles pieces 2 to a page.


























# DINOSAUR PUZZLE SOLUTION



Puzzle by Sarah Carter | @mathequalslove | [mathequalslove.net](http://mathequalslove.net)

**M + A + T + H =** *love*