


FARM ANIMAL PUZZLE

Cut apart the pieces below and assemble them into a 3 x 3 grid so that the puzzle pieces match along each edge.




Puzzle by Sarah Carter | @mathequalslove | mathequalslove.net

M + A + T + H = *love*

FARM ANIMAL PUZZLE

Assemble the puzzle pieces on the grid below so the pictures match up along each edge to form images of farm animals.




Puzzle by Sarah Carter | @mathequalslove | mathequalslove.net

M + A + T + H = *love*

FARM ANIMAL PUZZLE

Assemble the puzzle pieces on the grid below so the pictures match up along each edge to form images of farm animals. One piece has already been placed for you.



Puzzle by Sarah Carter | @mathequalslove | mathequalslove.net

M + A + T + H = *love*

LARGE PUZZLE PIECES

These extra-large puzzle pieces are great for group work. If you want to save paper or have slightly smaller puzzle pieces, print the large puzzles pieces 2 to a page.

