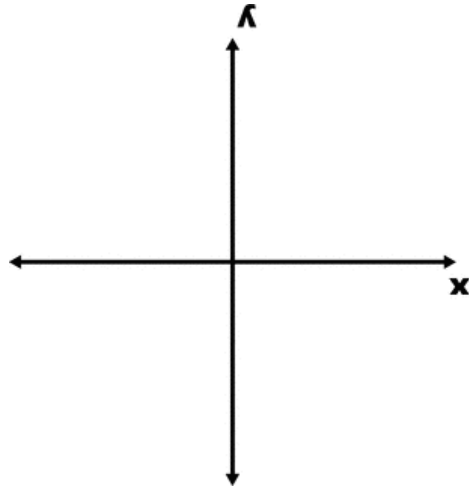
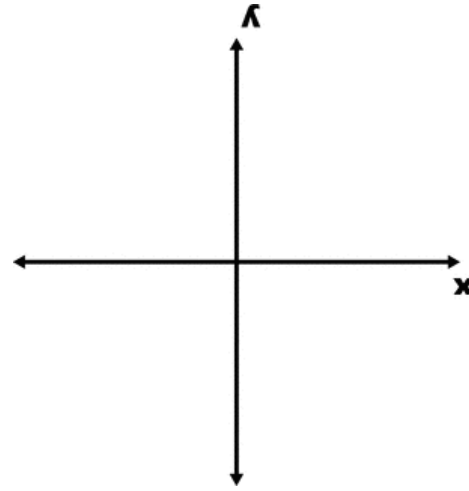


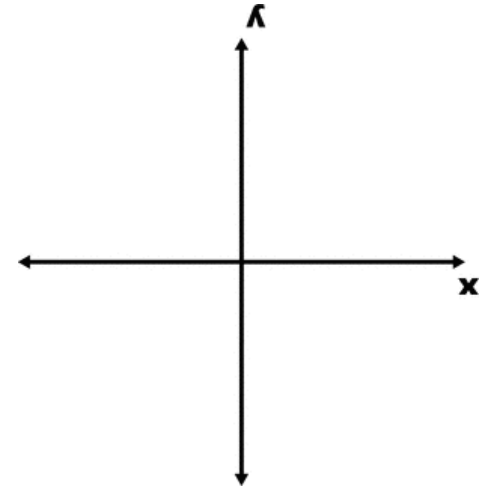
$$y = x^3 - 5x^2 + 2$$



$$y = -x^2 + 2x + 3$$



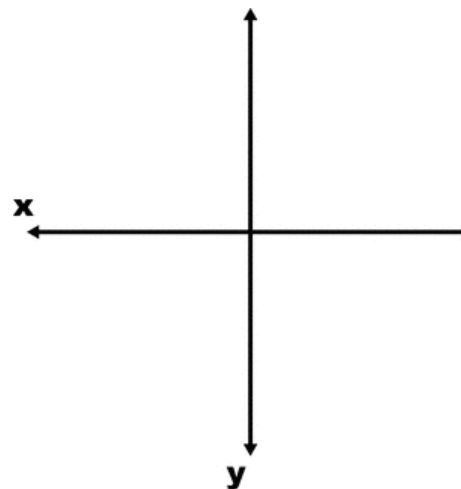
$$y = x^2 + 6x + 8$$



$$y = x^2 - 4x + 3$$

**Finding
Relative
Maximums
and Minimums
with your
Calculator**

$$y = -2x^2 - 4x - 6$$



$$y = x^3 + 4x^2 + 2$$

