


# JIGMAZE

Arrange the nine cards into a three-by-three square so that a maze is created. The maze will begin in one corner and end in the opposite corner. There will be several loose ends, but no part of the line will be completely detached from the rest. Additionally, no line will go off the edge of the large square.

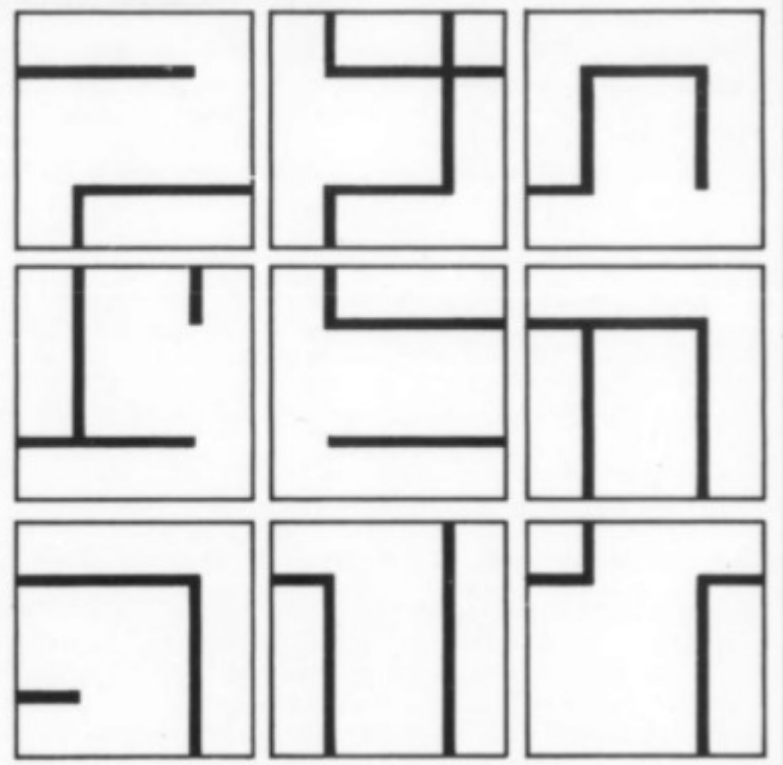
# ORIGINAL PUZZLE SOURCE

*Games & Puzzles Magazine* (Issue 48 from May 1976)




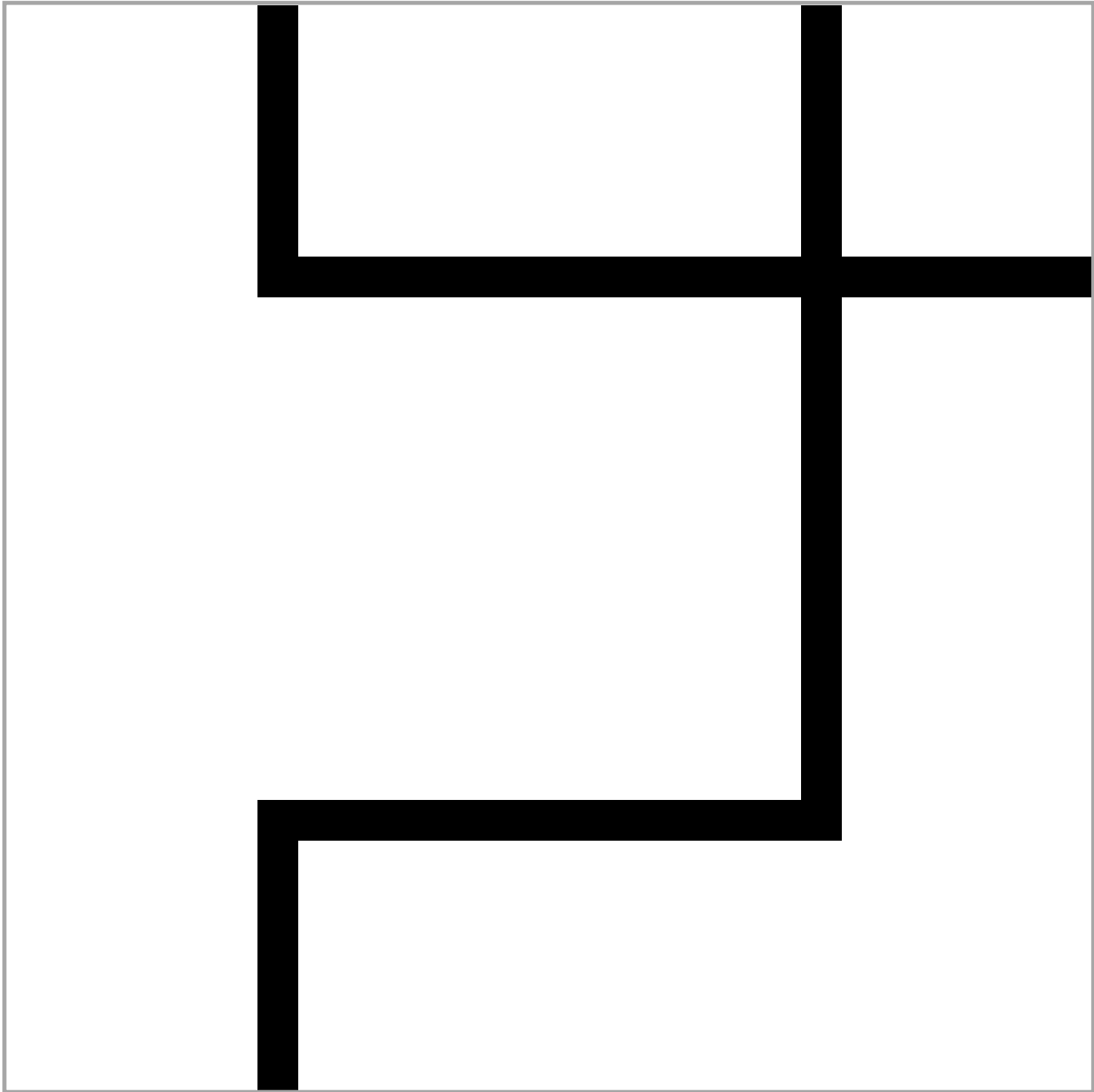
## Jigmaze


These nine cards originally formed a three - by - three square as here, which was also a very simple maze. The maze began in one corner and went to the opposite corner, with several loose ends, but with no part of the line completely detached from the rest and no line going off the edge of the large square. All you have to do is to reconstruct the maze. If you don't want to think *too* hard, paper and scissors will prove a usefui aid!





**LARGE VERSION  
OF JIGMAZE  
SQUARES**

























**SMALL VERSION  
OF JIGMAZE  
SQUARES**

