

LITTLE ONES & BIG ONES

Select any of the four shapes (say, the rectangle). Try to fit your four pieces together to make this shape, but twice as large. The pieces may be flipped over but not overlapped. Do this for each of the four shapes.

LITTLE ONES & BIG ONES

Select any of the four shapes (say, the rectangle). Try to fit your four pieces together to make this shape, but twice as large. The pieces may be flipped over but not overlapped. Do this for each of the four shapes.

Source: *Nut-Crackers: Puzzles and Games to Boggle the Mind* by John Jaworski & Ian Stewart

LITTLE ONES & BIG ONES

Select any of the four shapes (say, the rectangle). Try to fit your four pieces together to make this shape, but twice as large. The pieces may be flipped over but not overlapped. Do this for each of the four shapes.

Source: *Nut-Crackers: Puzzles and Games to Boggle the Mind* by John Jaworski & Ian Stewart

LITTLE ONES & BIG ONES


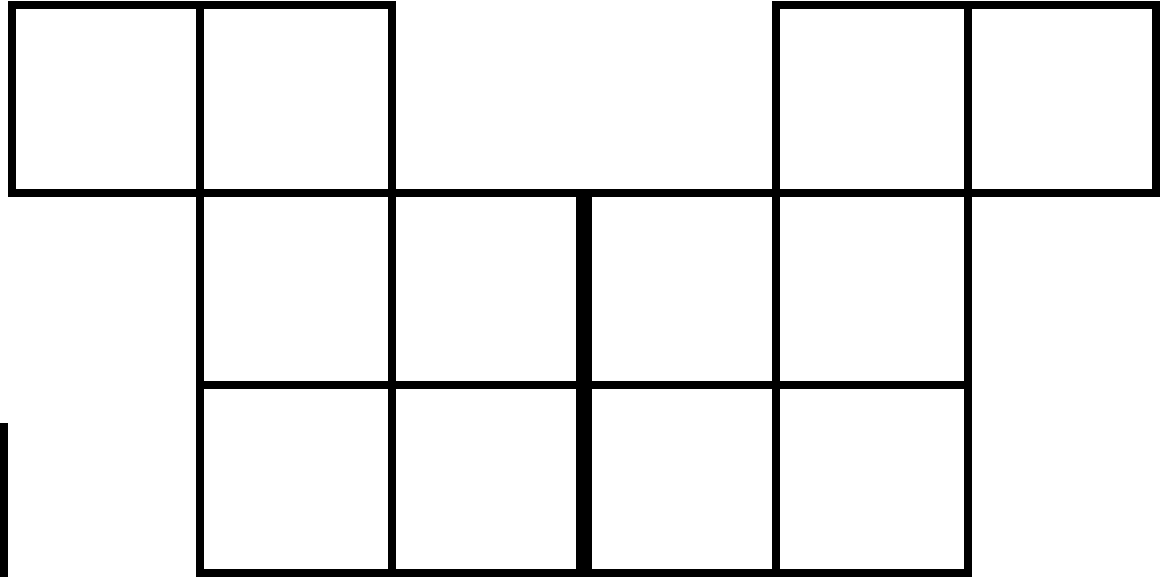
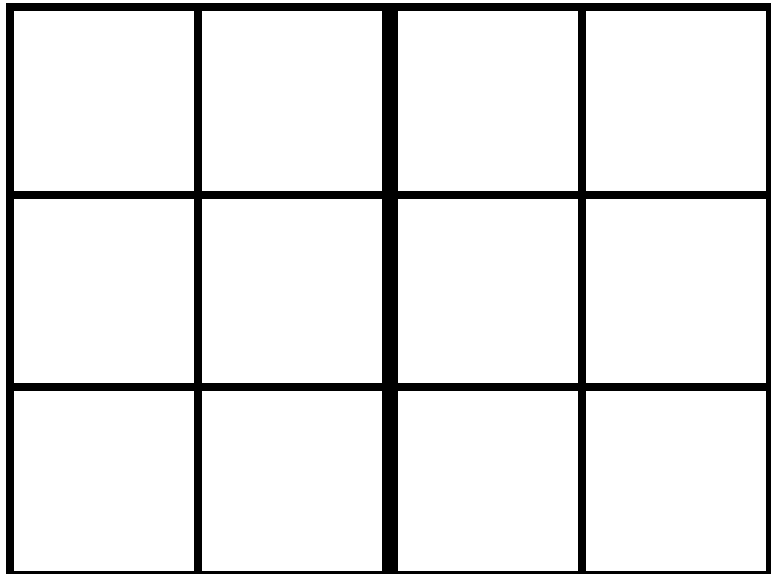

Select any of the four shapes (say, the rectangle). Try to fit your four pieces together to make this shape, but twice as large. The pieces may be flipped over but not overlapped. Do this for each of the four shapes.

Source: *Nut-Crackers: Puzzles and Games to Boggle the Mind* by John Jaworski & Ian Stewart

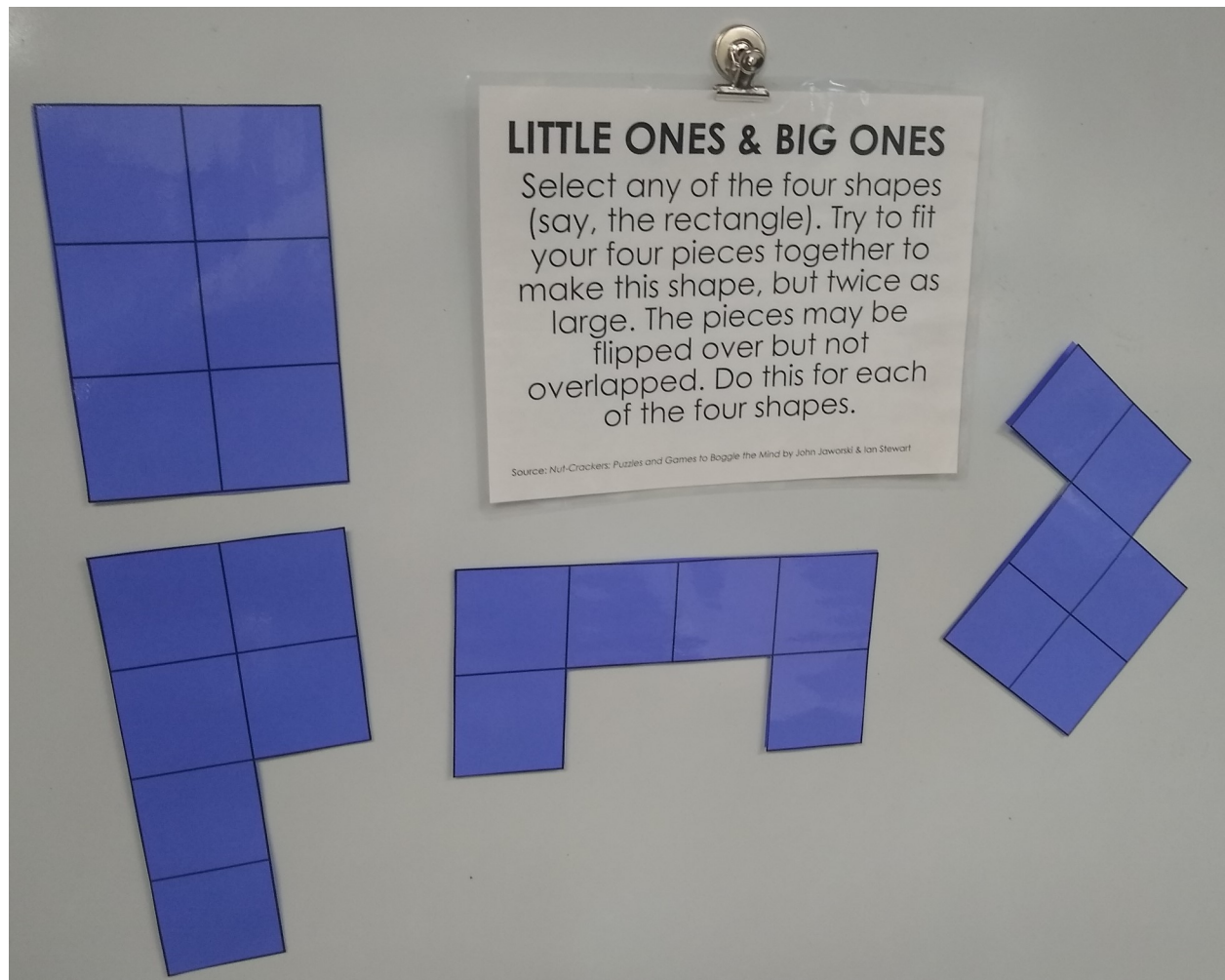
LITTLE ONES & BIG ONES

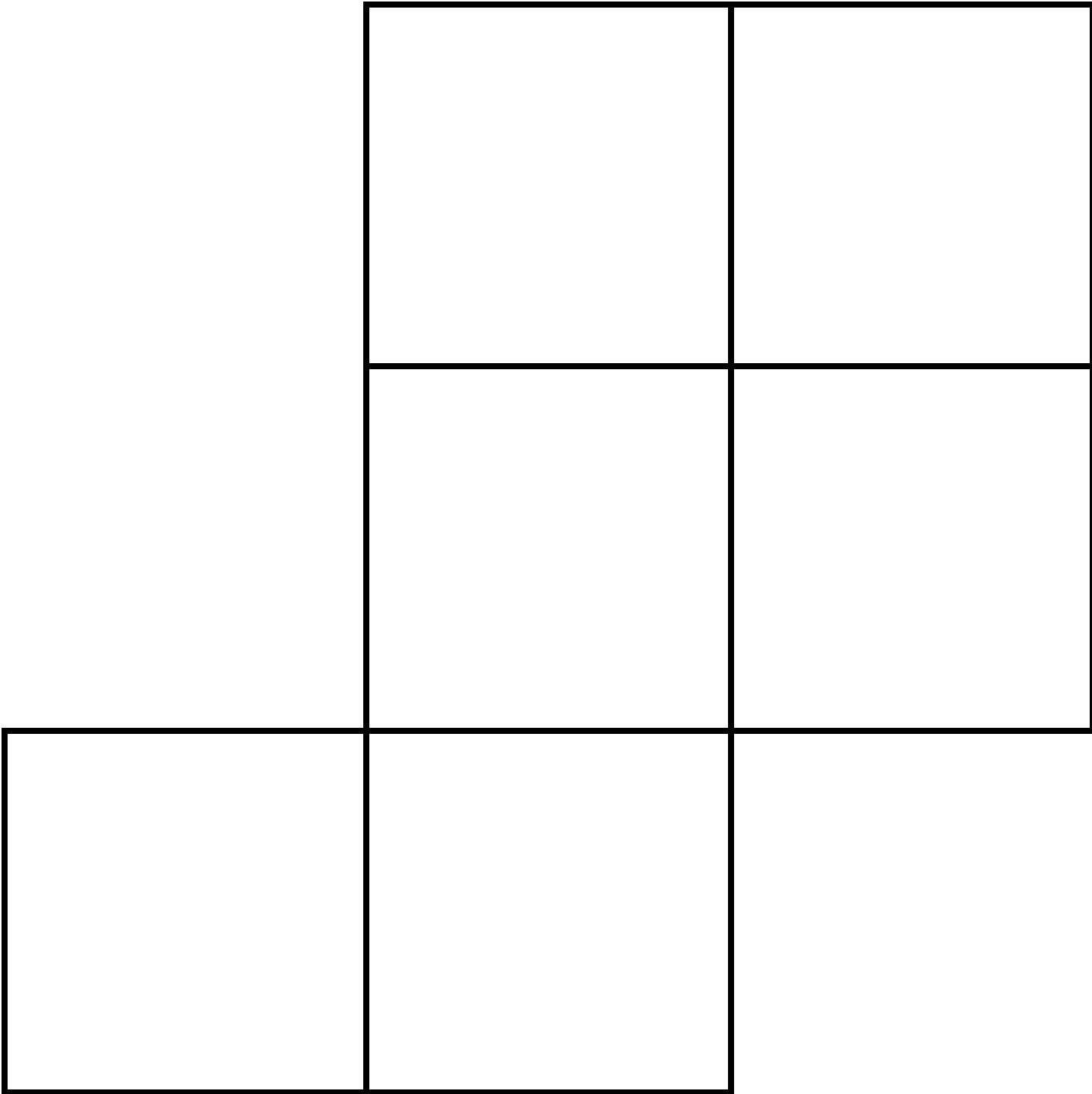
Select any of the four shapes (say, the rectangle). Try to fit your four pieces together to make this shape, but twice as large. The pieces may be flipped over but not overlapped. Do this for each of the four shapes.


Source: *Nut-Crackers: Puzzles and Games to Boggle the Mind* by John Jaworski & Ian Stewart



JUMBO VERSIONS OF LITTLE ONES & BIG ONES PIECES







MIRROR IMAGES OF
JUMBO PIECES

