

PRINTABLE ONE INCH PENTOMINOES

Two Downloads to Choose From

- Bold Outline
- Fine Outline

Students often do not realize that they are allowed to flip the pentominoes pieces over while solving a puzzle. If you think this might be an issue for your students, you might consider printing the fine line version of these pentominoes so that the outlines are less obvious to students.



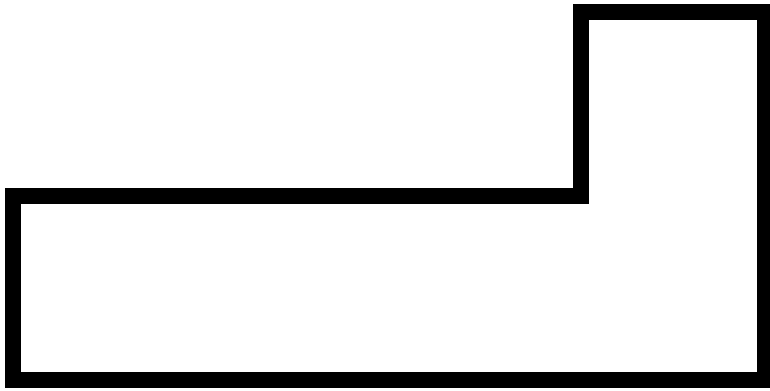
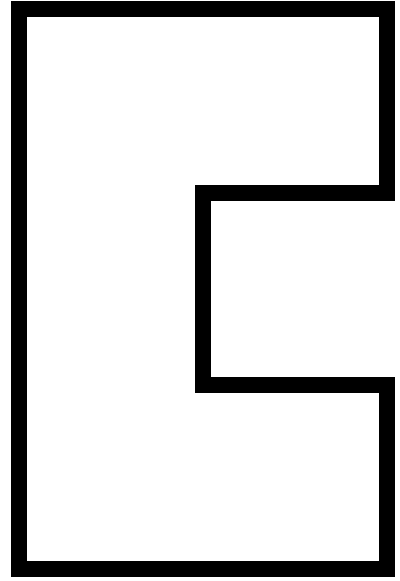
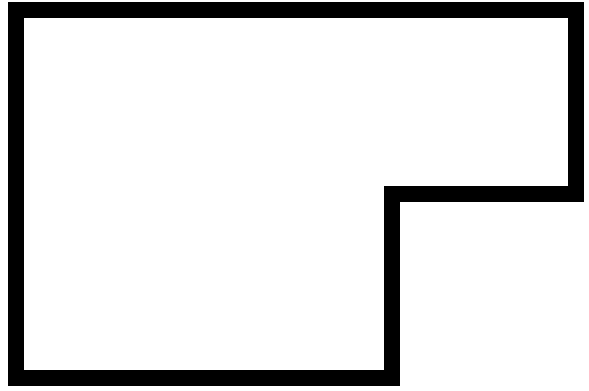

I often get teachers emailing me saying that students were unable to solve one of the pentominoes puzzles. When I send them the solution, they realize that their students did not know that they had to flip over some of the pieces.


Make sure when you print these pentominoes that you print them at 100% scale. Often, Adobe will helpfully try to “shrink oversized pages” or “scale to fit.” If that option is checked, your pentominoes will not measure one inch along each side. Choose “Actual Size” or 100% Scale when printing.

M + A + T + H = *Love*

Sarah Carter | @mathequalslove | mathequalslove.net

BOLD OUTLINE OPTION





FINE OUTLINE OPTION

