

PENGUIN HIDOKU PUZZLES

Fill in the missing numbers in the penguin-shaped grid so that each number connects to the next number either horizontally, vertically, or diagonally.

EASY PUZZLE 1

		55	56	58			
			■	57		60	
		52					
		51	49	47			
		31	50		45	43	
		30	33		37		
26		28				36	41
25		23	1	21			40
				18	8		
		3		7		11	
		4			13	14	
		5					

EASY PUZZLE 2

		6	5	3			
		7	■				1
				12			
		47	11	10	13		
		46			15	14	
				60	18		23
43		40		50	59		20
42				37		25	22
				36	56		
				53	31	55	27
		34					28

EASY PUZZLE 3

		8	7	6			
			■				1
			4				
		11	16	18	20		
		12	15		23		21
		58			24		
59	55	56				26	30
60		54	46	52	48		29
		44			49	32	
		43				33	
			42		37	35	
		39					

EASY PUZZLE 4

		54		56			
		53	■				60
		52	51				
			49	9	1		
		18	11			8	
			19		47		3
		14	13		45	44	43
15		21					5
			38	37		31	
		23	24	29		32	
		25	28	27	33		
					34		

PENGUIN HIDOKU PUZZLES

Fill in the missing numbers in the penguin-shaped grid so that each number connects to the next number either horizontally, vertically, or diagonally.

MEDIUM PUZZLE 1

		55	56				
			■	57	59	60	
		53	52				
						49	
	6			48			45
			36	37	38		
8		1	34		29	40	
9							42
					19		
				20			
	14		22			25	
					23		

MEDIUM PUZZLE 2

		55		58			
			■	57			60
		53					
		52	50	49			
	11			1		45	44
		14			3		
				9			
							40
16			8		5	34	
		21					
			25		31		
			23		30		

MEDIUM PUZZLE 3

		54		56			
		53	■	57			60
			52				
			50			43	
			23				42
			21		45		
19						34	39
18			15	26			
		12				28	
		10	9			29	
						1	
		4				2	

MEDIUM PUZZLE 4

		6		3			
			■				1
				8	52		
				50			
			11			47	54
			14			46	55
						20	
			17				60
16					22	44	40
					25	24	
							39
						33	
							38
					27		
							37
							35

PENGUIN HIDOKU PUZZLES

Fill in the missing numbers in the penguin-shaped grid so that each number connects to the next number either horizontally, vertically, or diagonally.

HARD PUZZLE 1

		54					
			57			60	
			51				
			42				
						1	
37			45				
		31			7		
		30	29				
				17		15	
		25					
		23		20			

HARD PUZZLE 2

					59	60	
			50				
			47				
					12	10	9
			45				
42				35	1		7
41			38				
					31	29	
			21	18			
			22			27	
					25		

HARD PUZZLE 3

			60				
							1
			56				
				54	6		
			51	52			9
			49		18		
			48			17	
							11
47						20	
							12
			37	39		24	
			36		30	25	
			32				
			33				

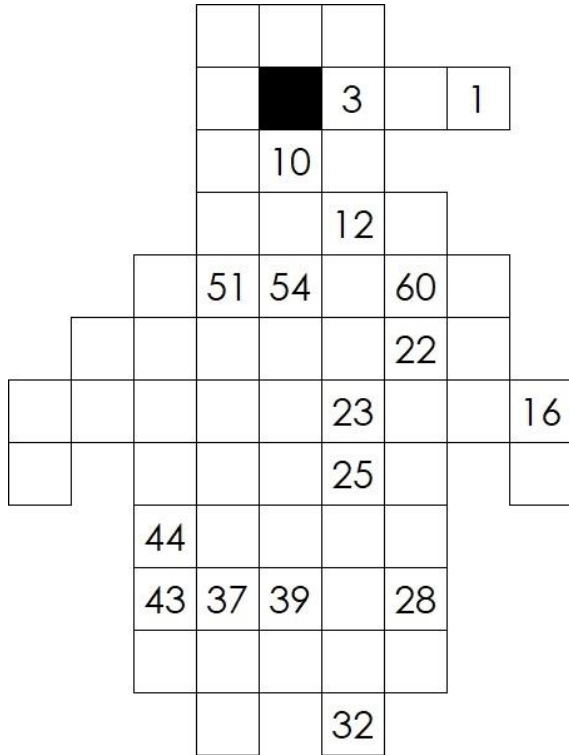
HARD PUZZLE 4

			56		58		
							60
			36		39		
					41	50	
			22			44	
32						18	
			28	20			46
			27				15
					6	1	
			5		13		

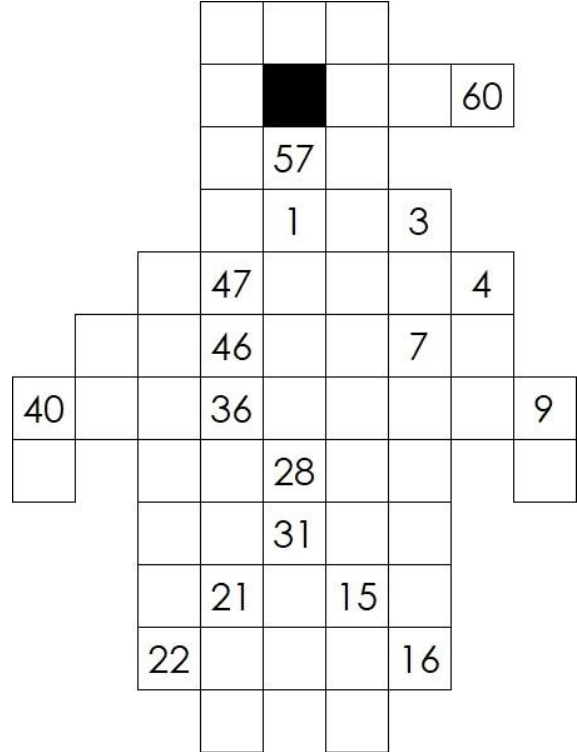
PENGUIN HIDOKU PUZZLES

Fill in the missing numbers in the penguin-shaped grid so that each number connects to the next number either horizontally, vertically, or diagonally.

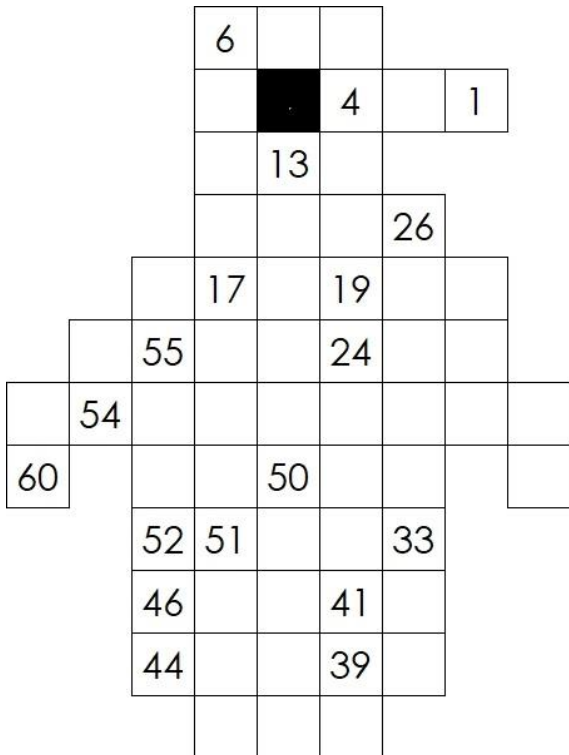
CHALLENGING PUZZLE 1



CHALLENGING PUZZLE 2



CHALLENGING PUZZLE 3



CHALLENGING PUZZLE 4

