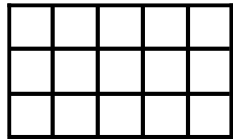


PENTOMINO CHALLENGE 1


Use three pentominoes to form a 3 x 5 rectangle.



Source: *The Complete Puzzler* by Gyles Brandeth

PENTOMINO CHALLENGE 2


Use four pentominoes to form a 4 x 5 rectangle.



Source: *The Complete Puzzler* by Gyles Brandeth

PENTOMINO CHALLENGE 3

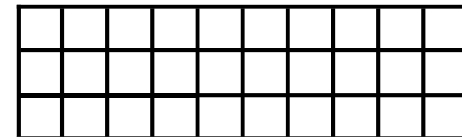
Use five pentominoes to form a 5 x 5 square.



Source: *The Complete Puzzler* by Gyles Brandeth

PENTOMINO CHALLENGE 4


Use six pentominoes to form a 3 x 10 rectangle.



Source: *The Complete Puzzler* by Gyles Brandeth

PENTOMINO CHALLENGE 5


Use six pentominoes to form a 5 x 6 rectangle.



Source: *The Complete Puzzler* by Gyles Brandeth

PENTOMINO CHALLENGE 6


Use seven pentominoes to form a 5 x 7 rectangle.



Source: *The Complete Puzzler* by Gyles Brandeth

PENTOMINO CHALLENGE 7

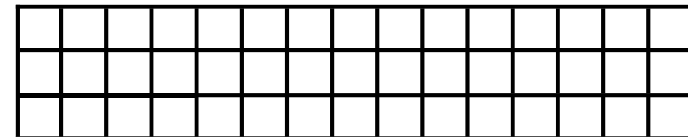
Use eight pentominoes to form a 4 x 10 rectangle.



Source: *The Complete Puzzler* by Gyles Brandeth

PENTOMINO CHALLENGE 8


Use nine pentominoes to form a 3 x 15 rectangle.



Source: *The Complete Puzzler* by Gyles Brandeth

PENTOMINO CHALLENGE 9


Use all twelve pentominoes to form a 6 x 10 rectangle.



Source: *The Complete Puzzler* by Gyles Brandeth

PENTOMINO CHALLENGE 10


Use all twelve pentominoes to form a 5 x 12 rectangle.



Source: *The Complete Puzzler* by Gyles Brandeth

PENTOMINO CHALLENGE 11


Use all twelve pentominoes to form a 4 x 15 rectangle.



Source: *The Complete Puzzler* by Gyles Brandeth

PENTOMINO CHALLENGE 12


Use all twelve pentominoes to form an 8 x 8 square with a 2 x 2 hole in the center.



Source: *The Complete Puzzler* by Gyles Brandeth

PENTOMINO CHALLENGE 13

Use all twelve pentominoes to form an 8 x 8 square with the four corners missing.



Source: *The Complete Puzzler* by Gyles Brandeth