


SPACE PUZZLE

Cut apart the pieces below and assemble them into a 3 x 3 grid so that the puzzle pieces match along each edge.




Puzzle by Sarah Carter | @mathequalslove | mathequalslove.net

Space Images by Bacontaco from Noun Project (CC BY 3.0)

M + A + T + H = *love*

SPACE PUZZLE

Assemble the puzzle pieces on the grid below so the pictures match up along each edge to form images related to space.




Puzzle by Sarah Carter | @mathequalslove | mathequalslove.net
Space Images by Bacontaco from Noun Project (CC BY 3.0)

M + A + T + H = *love*

SPACE PUZZLE

Assemble the puzzle pieces on the grid below so the pictures match up along each edge. One piece has already been placed for you.



Puzzle by Sarah Carter | @mathequalslove | mathequalslove.net
Space Images by Bacontaco from Noun Project (CC BY 3.0)

M + A + T + H = *love*

LARGE PUZZLE PIECES

These extra-large puzzle pieces are great for group work. If you want to save paper or have slightly smaller puzzle pieces, print the large puzzles 2 to a page.

