


# ST. PATRICK'S DAY PUZZLE

Cut apart the pieces below and assemble them into a 3 x 3 grid so that the puzzle pieces match along each edge.




Puzzle by Sarah Carter | @mathequalslove | mathequalslove.net

St. Patrick's Day Images by Bacontaco from Noun Project (CC BY 3.0)

**M + A + T + H = *love***

# ST. PATRICK'S DAY PUZZLE

Assemble the puzzle pieces on the grid below so the pictures match up along each edge to form images related to St. Patrick's Day.




Puzzle by Sarah Carter | @mathequalslove | mathequalslove.net  
St. Patrick's Day Images by Bacontaco from Noun Project (CC BY 3.0)

**M + A + T + H = *love***

# ST. PATRICK'S DAY PUZZLE

Assemble the puzzle pieces on the grid below so the pictures match up along each edge. One piece has already been placed for you.



Puzzle by Sarah Carter | @mathequalslove | mathequalslove.net  
St. Patrick's Day Images by Bacontaco from Noun Project (CC BY 3.0)

**M + A + T + H = *love***

# LARGE PUZZLE PIECES

These extra-large puzzle pieces are great for group work. If you want to save paper or have slightly smaller puzzle pieces, print the large puzzles 2 to a page.

