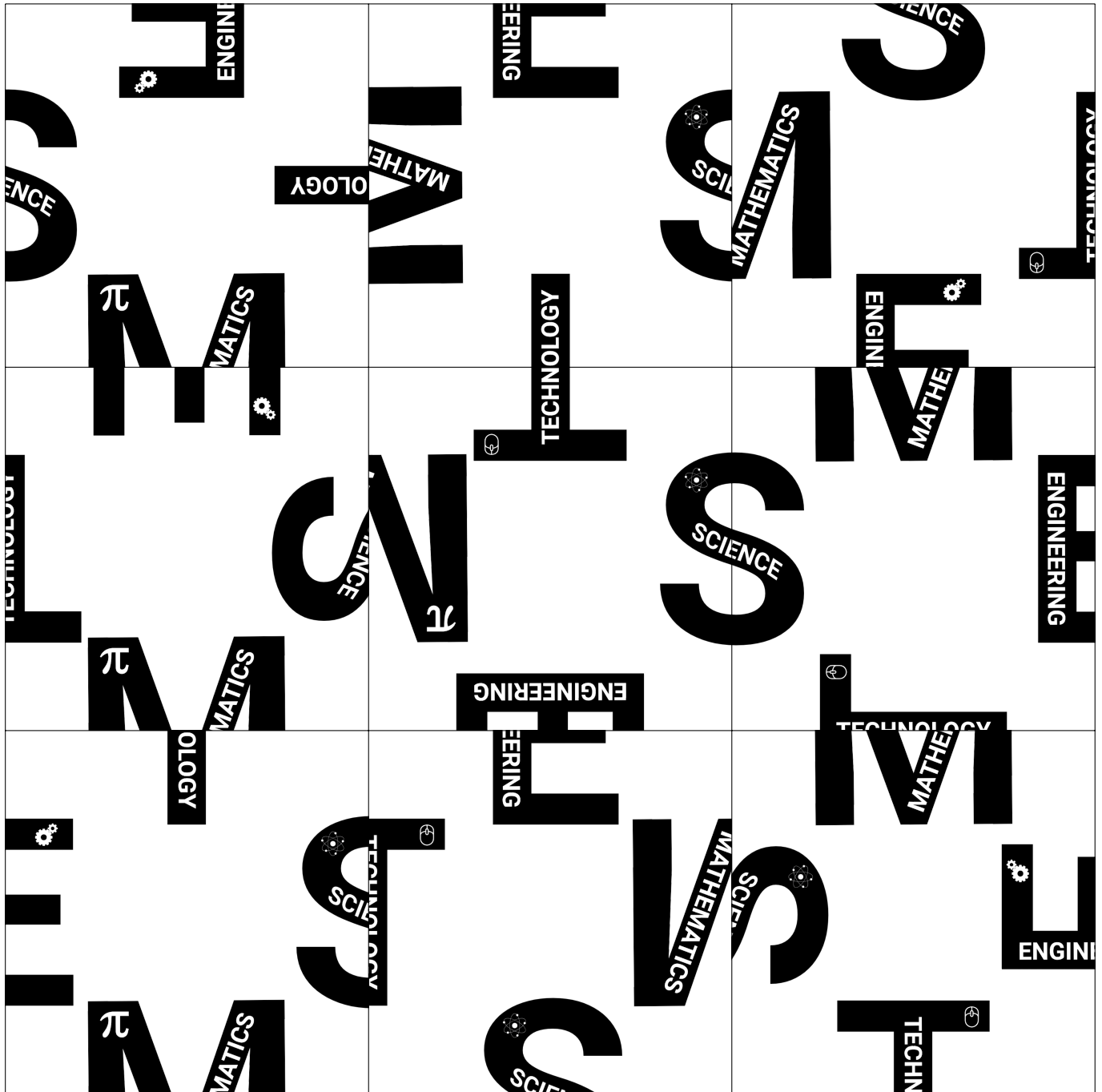


STEM SQUARE PUZZLE

Cut apart the pieces below and assemble them into a 3 x 3 grid so that the puzzle pieces match along each edge.




Puzzle by Sarah Carter | @mathequalslove | mathequalslove.net

M + A + T + H = *love*

STEM SQUARE PUZZLE

Assemble the puzzle pieces on the grid below so the pictures match up along each edge to form the letters in STEM.




Puzzle by Sarah Carter | @mathequalslove | mathequalslove.net

M + A + T + H = *love*

STEM SQUARE PUZZLE

Assemble the puzzle pieces on the grid below so the pictures match up along each edge to form the letters in STEM. One piece has already been placed for you.




Puzzle by Sarah Carter | @mathequalslove | mathequalslove.net

M + A + T + H = *love*

LARGE PUZZLE PIECES

These extra-large puzzle pieces are great for group work. If you want to save paper or have slightly smaller puzzle pieces, print the large puzzles pieces 2 to a page.




ENGINEERING

MATHEMATICS

SCIENCE



TECHNOLOGY



MATHEMATICS

SCIENCE

ENGINEERING



TECHNOLOGY

TECHNOLOGY

π

MATICS

ENCE



IV

MATHE

SCIENCE



ENGINE



TECHN



MATHEMATICS

ENGINEERING



SCIENCE



TECHNOLOGY

