


TEXAS SQUARE PUZZLE

Cut apart the pieces below and assemble them into a 3 x 3 grid so that the puzzle pieces match along each edge.




Puzzle by Sarah Carter | @mathequalslove | mathequalslove.net

M + A + T + H = *love*

TEXAS SQUARE PUZZLE

Assemble the puzzle pieces on the grid below so the pictures match up along each edge to form images related to Texas.




Puzzle by Sarah Carter | @mathequalslove | mathequalslove.net

M + A + T + H = *love*

TEXAS SQUARE PUZZLE

Assemble the puzzle pieces on the grid below so the pictures match up along each edge to form images related to Texas. One piece has already been placed for you.





Puzzle by Sarah Carter | @mathequalslove | mathequalslove.net

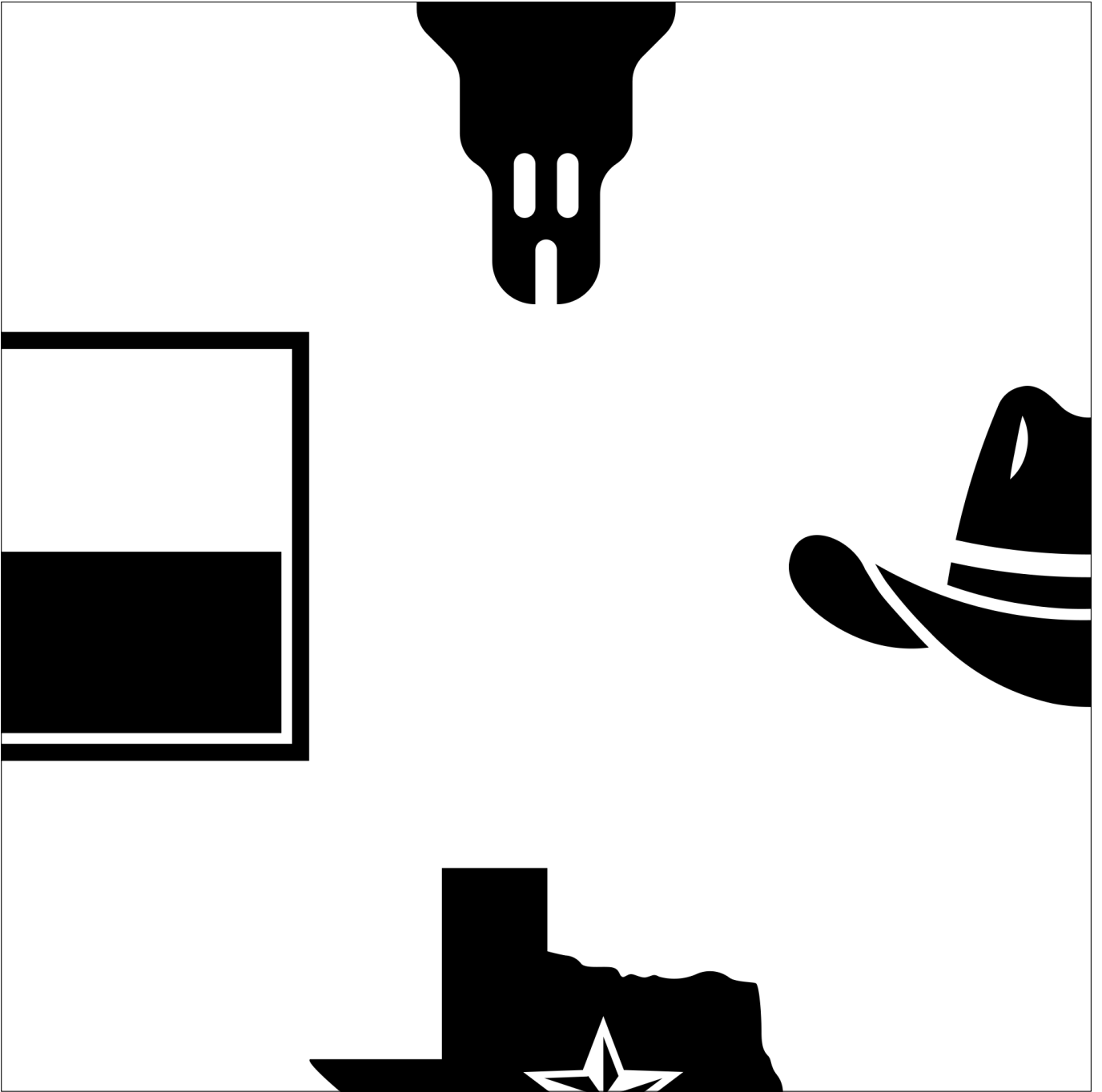
M + A + T + H = *love*


LARGE PUZZLE PIECES


These extra-large puzzle pieces are great for group work. If you want to save paper or have slightly smaller puzzle pieces, print the large puzzles pieces 2 to a page.























A repeating pattern of black and white icons on a white background. The icons include cowboy hats, Texas state flags, Texas state maps, and bull skulls with horns. The pattern is arranged in a grid-like fashion.

M + A + T + H = *love*